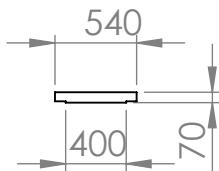
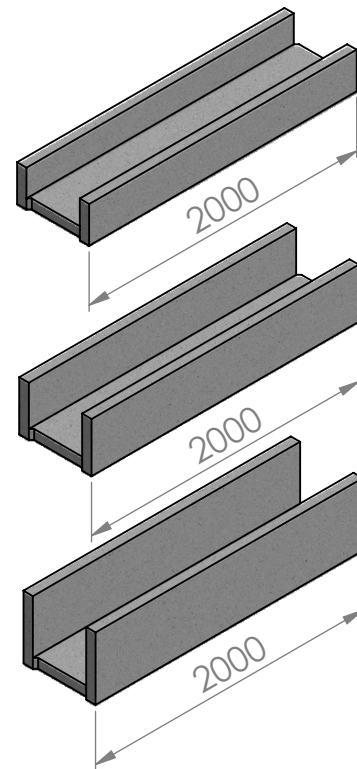


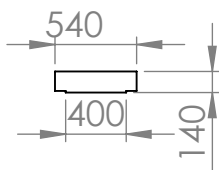
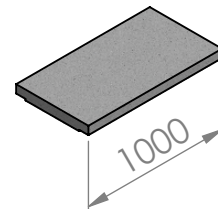
Kineta 40x20x200
teža: 345 kg

Kineta 40x30x200
teža: 395 kg

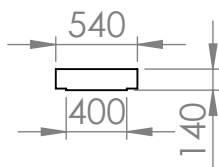
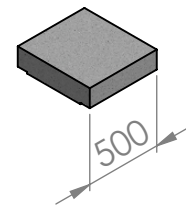
Kineta 40x40x200
teža: 460 kg



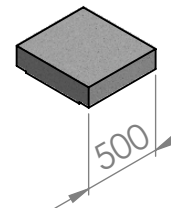
Pokrov za kineto 40 (125 kN)
teža: 75 kg



Pokrov za kineto 40 (250 kN)
teža: 85 kg



Pokrov za kineto 40 (400 kN)
teža: 85 kg



NAVODILA ZA VGRADNJO:

Kinete so primerni za vgradnjo v suho gradbeno jamo, katera je bila predhodno utrjena z drobljencem, gramozom ali podložnim betonom. Po namestitvi, kineto enakomerno zasujemo iz vseh strani. Sloje nasutega materiala sproti utrdimo.



TITLE:

KINETE IN POKROVI ZA KINETO
40

DWG NO.

KINETE IN POKROVI KINETA 40

A4

MATERIAL: ARMIRANI BETON

TEŽA: